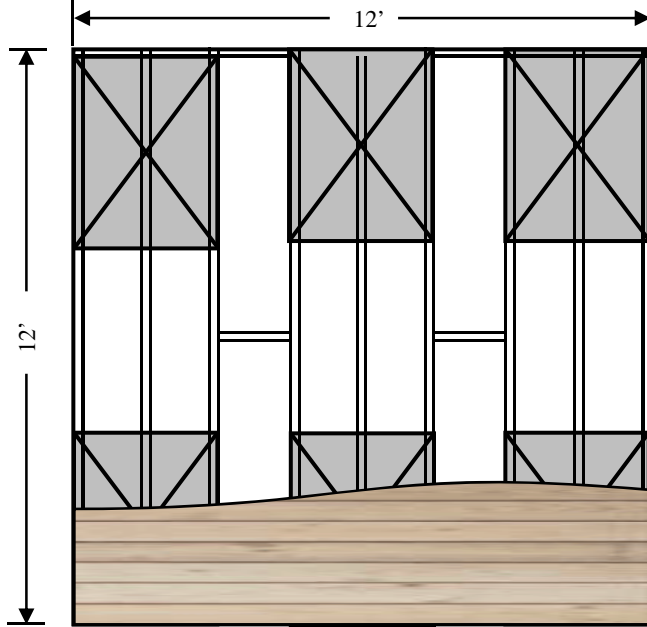
	DOCK SKETCH		Floating Dock - 12' x 12'	
	Component:	12' x 12' Main Dock	4' x 8' Gangway Ramp	
	# of Stringers / Size:	(9) 2" x 8" Stringers	(4) 2" x 8" Stringers	
P.O. Box 3450 Apollo Beach, FL 33572 Tel: 800.677.4710	Decking Size:	2x6 Decking	2x6 Decking	
	Decking Type:	P.T. Lumber (18" OC)	P.T. Lumber (18" OC)	



MAIN DOCK FLOTATION SUMMARY

- (6) FD-3412 DockBuilders Dock Float (36"x48"x12")
- (60) LB-3804SS (3/8" x 4" Stainless Steel Lag Bolts)
- (60) W-38SSF (3/8"x1.5" Stainless Steel Fender Washers)

MAIN DOCK FRAMING HARDWARE SUMMARY

- (4) Outside Corners – End
- (4) Inside Corners
- (18) Angles (2 per internal stringer/joist)
- (36) Washer Plates (4 per internal stringer)
- (104) Carriage Bolt Sets (1/2" x 3" bolt/washer/hex nut)

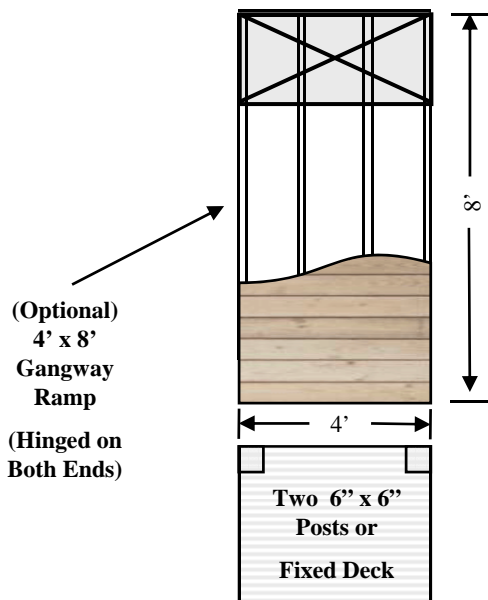
MAIN DOCK DECKING SCREWS

- (500) #10 x 3" Stainless Steel Sq. Drive
- (2) Driver #2 Square Bit

MAIN DOCK LUMBER SUMMARY (Not Included)

- (2) 2" x 8" x 12' Fascia / End Boards
- (9) 2" x 8" x 12' Stringers / Joists
- (26) 2" x 6" x 12' Decking Boards (approx.)


Note: Extra 2" x 8" lumber required for blocking between stringers and over floats.



(Optional)
4' x 8'
Gangway
Ramp

(Hinged on
Both Ends)

Two 6" x 6"
Posts or
Fixed Deck



36" x 48" x 12"
Dock Float
(Approx. 691#
buoyancy)



24" x 48" x 16"
Dock Float
(Used to off-set ramp weight)
(Approx. 598# buoyancy)

Note: Dock Builders Supply assumes no responsibility or liability for the design, structural integrity, accuracy or completeness of this sketch/drawing. Sketch is provided as a guide-line only. Dimensions are approximate. Internal stringer blocking over the perimeter of dock floats is not shown, but should be incorporated throughout the frame to provide additional dock float mount points. Dock floats should be on-hand during construction to use as a templates to accurately align internal stringers over the perimeter of floats. Lumber is not included in dock kit and must be acquired locally.